

FOLLOW



♥ 1012 likes

Visitor #like #follow #enjoy





The illustrations featured in our children's heritage trail were created by pupils from three local schools in Greenwich. Pupils from various different year groups took part in illustration workshops which formed part of the Heart of Greenwich Place and People project.

During the workshops pupils learnt about mark-making, watercolour painting and stick and ink drawing in response to the technique used by Sir James Thornhill in his drawing. His drawing of the church can be found in the display case on the south side of the church.

We would like to thank the following schools which participated:

James Wolfe Primary School
Linton Mead Primary School
St Alfege with St Peters C of E Primary School

...

A big thank you also goes to:

Kate Ducker, our illustrator who delivered the school workshops.

Megan Haxell and Megan Hockley, students from the University of Greenwich who supported the development of this learning resource in the early design phase.



WELCOME



CHILDREN'S HERITAGE TRAIL

GUESS WHAT?

St Alfege was made
Archbishop of Canterbury
in 1006! That is a very
long time ago!



Welcome explorers! St Alfege has a special mission for you....



You must explore the church and complete your trail book



Use your pencil wisely



Look at objects



Play some games



And remember to call for help if you need to



Do you accept the challenge?



Explorer: Yes let's go :)



You will find different icons as you work through your heritage trail. Here is a glossary of each one with an outline of what they mean.



This icon means there is a famous character(s) which you will need to spot in stained glass windows or portraits.



When this icon appears you will need to look for objects inside the church.



Get your pencils ready to do some drawing or writing!



Remember to ask for help if you get stuck!

St Alfege has given you an explorer's map of the church to help you carry out your mission. Try to find area 1 to get you started and then follow the footprints on the map to complete the rest of the trail. Good luck!

START



Some of the items in the church have unusual names which you may not of heard of before. To help you explore the church here is a list of words with a description on what they mean:



COAT OF ARMS:

This is a symbol used to represent a family name, often these are in circle shapes with drawings of animals inside them.

ROYAL BOX:

These are special seats where members of the royal family are invited to sit when they come to the church.

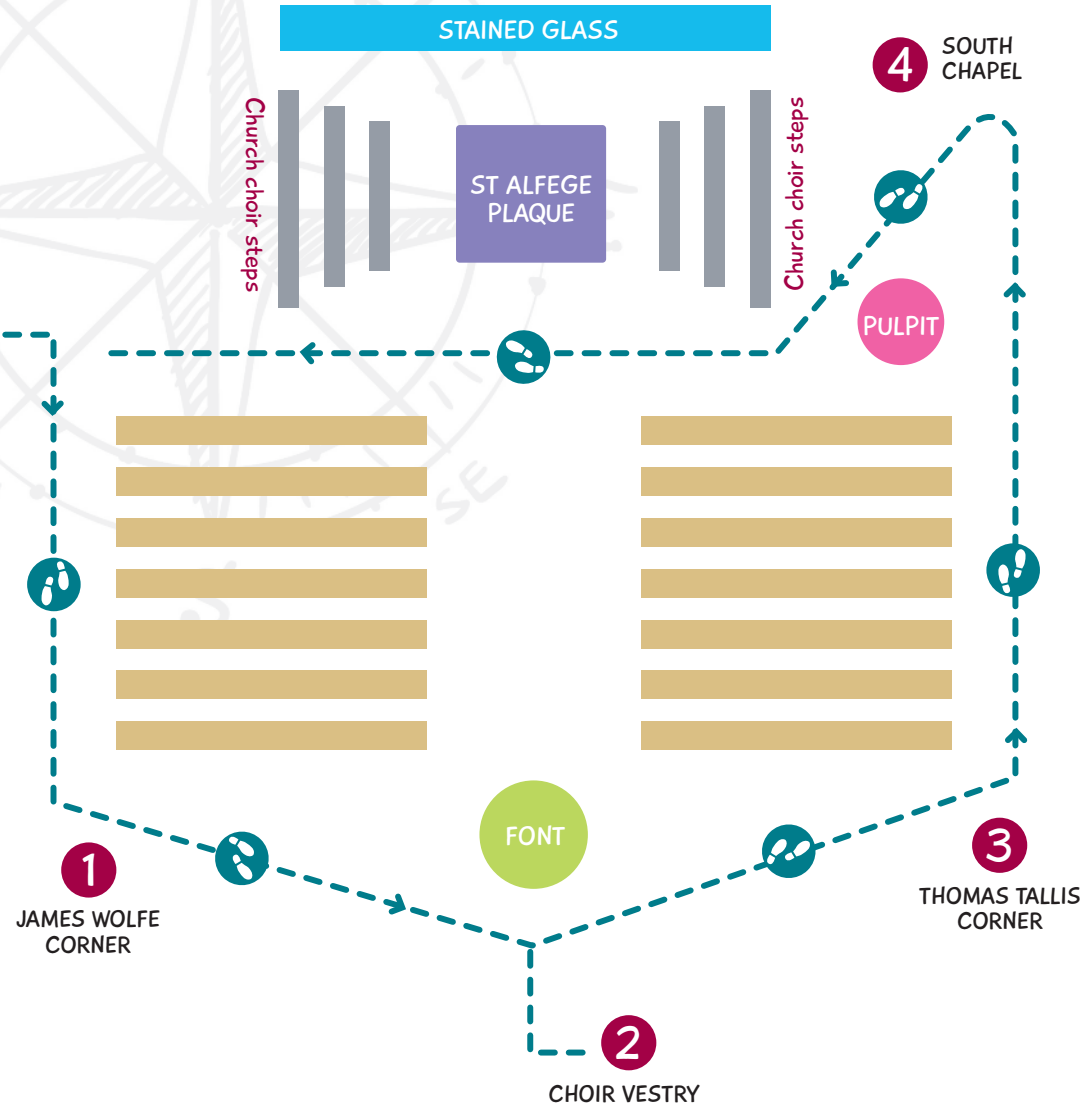
WOOD CARVINGS:

This is when someone cuts into wood to make beautiful shapes and patterns. We have lots of examples of this in the church.

PEWS:

These are long wooden benches which people can sit on inside the church, we have lots of pews inside the church.

MAP





There are some famous people from the past located in this area of the church. Choose one and have a go at drawing them in the box.



What is the name of your new contact?



What can you tell us about your new contact?



What century did this person live in? 17th, 18th or 19th century?

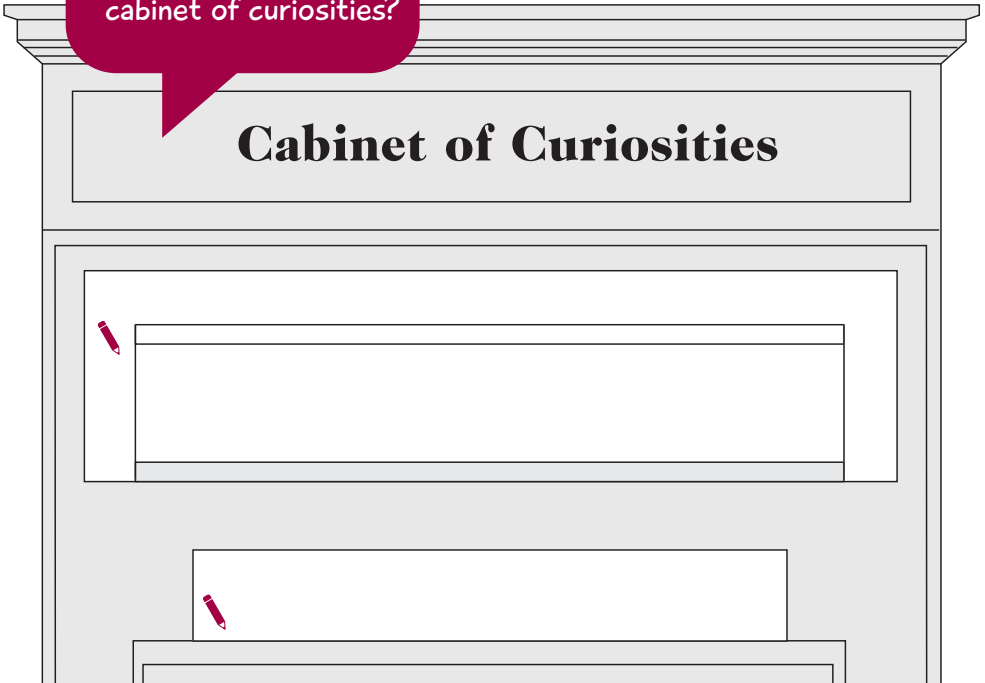




Can you find our cabinet of curiosities?



In the drawing below we are missing all our lovely objects, can you add the missing items for each level?



Can you pick one object from the cabinet that you like the most.



What material is it made of?



What might it have been used for?



ACTIVITY AREA 3



Can you find a stained glass window dedicated to someone called Thomas Tallis?



What do you think was his passion?
(circle one of the below)

Music?

Drawing?

Acting?



In the picture opposite we are missing half of the drawing. Explorers can you have a go at finishing the other side? Don't forget you can look at the stained glass window for guidance.



EXPLORERS SPOTTERS CHALLENGE

ACTIVITY AREA 4



Below you will see some objects hidden around the church, have a go at finding them and remember to tick them off the list once you have spotted them.



GRINLING GIBBONS WOOD CARVING PILLAR

What material do you think this is made of?



THE CHURCH ORGAN



THE COAT OF ARMS

What animals can you see inside?



THE PULPIT



THE CHANDELIER

How many lights can you count?

GUESS WHAT?

The brass chandelier above above you was installed in 1998. It was made in Poland and has 58 candle-like electric lamps. There is also a dove at the top to symbolise peace and the Holy Spirit.

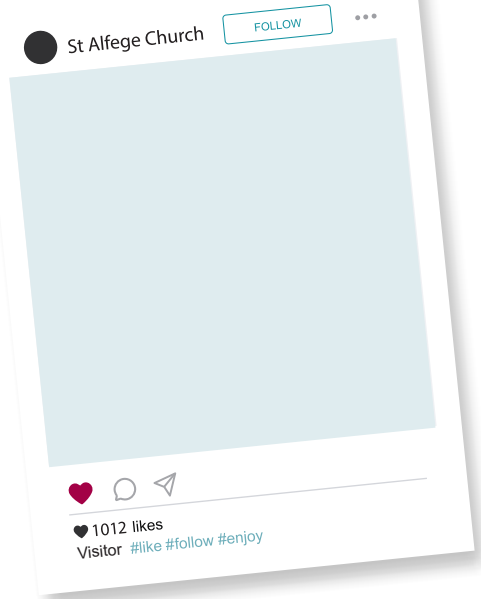
WELL DONE!



All explorers please report to the welcome desk where you will receive an explorer's stamp for your book.

Well done!

STAMP
HERE



Well done Explorers you have completed your mission!



What was your favourite activity?



Can you tell us about one thing you learnt?



♥ 1012 likes

Visitor #like #follow #enjoy





St Alfege Church

Greenwich Church Street, London SE10 9BJ

Email: office@st-alfege.org.uk | Tel: 020 8853 0687

www.st-alfege.org

Twitter: [@StAlfegeChurch](https://twitter.com/StAlfegeChurch)

Instagram: [stalfegechurch](https://www.instagram.com/stalfegechurch)



♥ 1012 likes

Visitor [#like](#) [#follow](#) [#enjoy](#)